

GoToWebinar

Guidelines for online SEMM Technological Roundtables

- Before connecting to the webinar please remember to close all the other APP that you do not need, including email systems;
- We suggest to connect to the platform at least 10-15 minutes before the webinar starts; this is necessary in case you need to download the GoToWebinar App (this is required only for the first access) or just to check technical problems in advance.
- Register to the webinar ONLY using your institutional email address

GUIDELINES FOR ATTENDEES

When a webinar is scheduled, you will first receive an invitation to join as attendee.

Data: lunedì 11 maggio 2020 18:18

Oggetto: Mid Term Webinar

Please register for Mid Term Webinar on May xxxxxx:

<https://attendee.gotowebinar.com/register/436639637622xxxxx>

After registering, you will receive a confirmation email containing information about joining the webinar.

Webinar password: xxxxxx01

Brought to you by GoToWebinar®
Webinars Made Easy®

Thanks and ciao
Sabrina

To attend the webinar, you need to register through the link you can find in the email. You can do it ahead of time or right before joining the related session. Please consider 10-15' the first time you connect, in order to download the related app.



Registration

Sat, May 9, 2020 10:30 AM - 1:00 PM CEST

[Show in My Time Zone](#)

Set the time zone if needed

*Required field

First Name*

Last Name*

Email Address*

Affiliation email requested, no personal email accepted

By clicking this button, you submit your information to the webinar organizer, who will use it to communicate with you regarding this event and their other services.

Once you have successfully registered, you will receive a confirmation email that includes specific join information.

Thank you for registering for "Test per guidelines".

Please send your questions, comments and feedback to: events@semm.it

How To Join The Webinar

Sat, May 9, 2020 10:30 AM - 1:00 PM CEST

Add to Calendar: [Outlook® Calendar](#) | [Google Calendar™](#) | [iCal®](#)

1. Click the link to join the webinar at the specified time and date:



← join the webinar

Note: This link should not be shared with others; it is unique to you.

Before joining, be sure to [check system requirements](#) to avoid any connection issues.

← check system

2. Choose one of the following audio options:

TO USE YOUR COMPUTER'S AUDIO:

When the webinar begins, you will be connected to audio using your computer's microphone and speakers (VoIP). A headset is recommended.

--OR--

TO USE YOUR TELEPHONE:

If you prefer to use your phone, you must select "Use Telephone" after joining the webinar and call in using the numbers below.

Italy: +39 0 230 57 81 73

Access Code: 595-646-780

Audio PIN: Shown after joining the webinar



codes in case of audio phone connection

Webinar ID: 811-620-947

To Cancel this Registration

If you can't attend this webinar, you may [cancel your registration](#) at any time.


You will be asked your preference between using the related app (the download will start automatically) or the web connection. It is also possible to check and test your system requirements to avoid any connection issues.

At the scheduled time, you can join as follows:

Link: Click the Join link you will find in your confirmation email to be instantly launched into session.

Webinar ID: go [here](#) and enter the 9-digit Webinar ID you will find in your confirmation email.

If you reach the session before the organizers, you will see the "waiting for organizers" screen. Once the organizer starts the webinar, this screen will disappear, and the event will begin.



 Switch to phone call


The meeting will begin when
the organizer arrives automatically

- Ask questions. Get expert answers.
- Answer polls & download content.

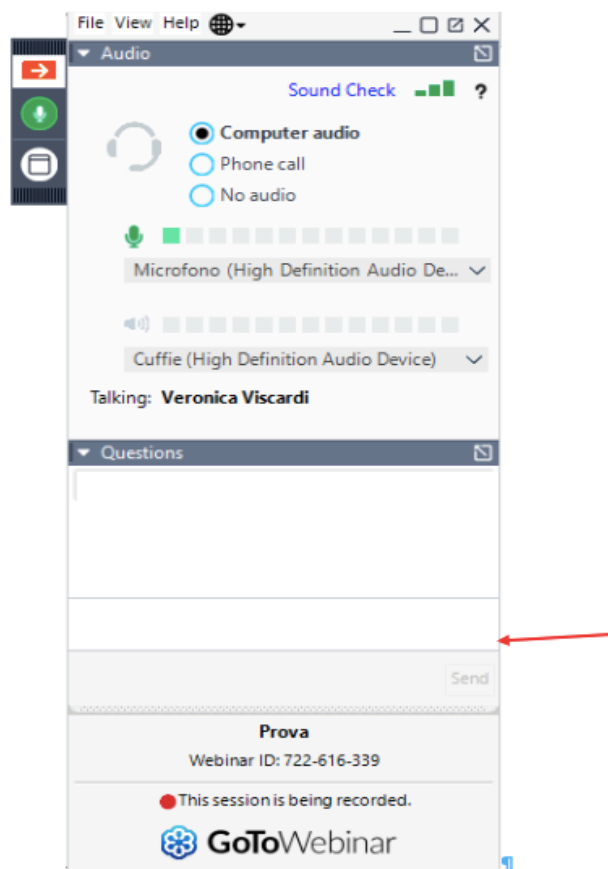
Computer audio

 **MUTED**

Are you the organizer or a co-organizer? [Sign in now](#)

 English ▼

During a session, your microphone will be muted, but you will be able to ask questions to the organizers by writing them in the *question pane*. Depending on the organization, the organizer can decide to forward the question to the presenter who will read and answer, or to read it directly.



You can cancel the registration before the event or abandon it at any time during the session.